



My Science Learning Journey – Physics Electricity

YEAR 4

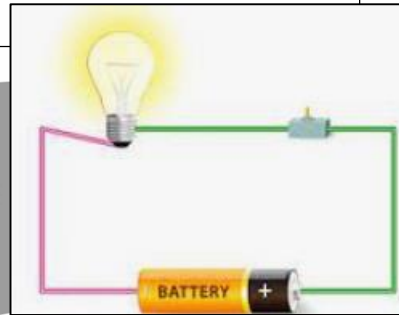

I can identify common appliances that run on electricity

I can construct a simple series electrical circuit, identifying and naming its basic parts, including cells, wires, bulbs, switches and buzzers

I can identify whether or not a lamp will light in a simple series circuit, based on whether or not the lamp is part of a complete loop with a battery

I can recognise that a switch opens and closes a circuit and associate this with whether or not a lamp lights in a simple series circuit

I can recognise some common conductors and insulators, and associate metals with being good conductor

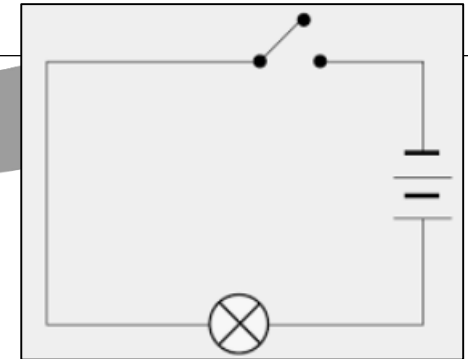


YEAR 6

I can associate the brightness of a lamp or the volume of a buzzer with the number and voltage of cells used in the circuit.

I can compare and give reasons for variations in how components function, including the brightness of bulbs, the loudness of buzzers and the on/off position of switches.

I can use recognised symbols when representing a simple circuit in a diagram.



KEY STAGE 3

I can understand potential difference, measured in volts, battery and bulb ratings; resistance, measured in ohms, as the ratio of potential difference (p.d.) to current.

I can understand differences in resistance between conducting and insulating components.

I can understand static electricity

